

内蒙古远兴能源股份有限公司
关于预计 年度公司及子公司担保额度的公告

2019

248,800

		71%	56.70%	59,766.00	5,000.00	7.35%	
		80%	81.24%	8,000.00	0.00	0.91%	
		70%	45.99%	35,480.00	20.00	4.03%	
		68.55%	54.34%	127,900.00	12,800.00	15.98%	
		68.55%	83.82%	6,500.00	100.00	0.75%	
		68.55%	23.07%	5,000.00	3,500.00	0.97%	
		51.39%	62.30%	3,000.00	5,000.00	0.91%	
		68.55%	50.85%	3,000.00	0.00	0.34%	
		26.55%	29.41%	12,183.00	0.00	1.38%	
		100%	50.85%	4,000.00	5,000.00	1.02%	
		100%	23.07%	0.00	3,500.00	0.40%	
		0% 70%	45.99%	20,500.00	0.00	2.33%	
		73.45%	29.41%	12,183.00	0.00	1.38%	
		74.97%	62.30%	2,000.00	2,000.00	0.45%	
		-	-	266,829.00	36,920.00	35.43%	-

"

"

20,500.00

12,183.00

248,800.00

211,880.00

36,920.00

4.19%

11 12 14

8.2%

6.4%

6.4%

1

2

3

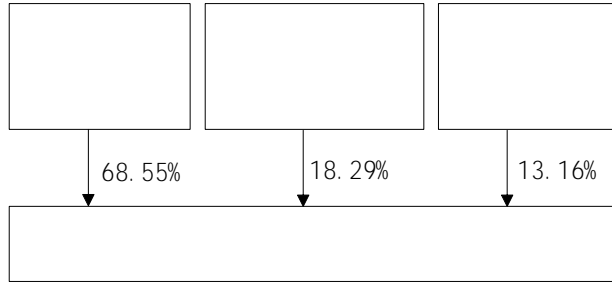
4 117,400

5 1998 08 06

6

7

8



9

10

	2017 12 31	2018 9 30
	995,148.53	1,125,657.74
	503,887.39	611,705.16
	491,261.54	513,952.58
	2017	2018 1-9
	470,956.41	285,713.99
	117,081.12	104,675.08
	95,098.38	86,590.59

1

2

3

4 177,700

5 2009 09 26

6


[]

2020 12 25

-

7

8



9

10

	2017 12 31	2018 9 30
	503,383.71	456,693.23
	322,893.89	258,934.96
	180,489.82	197,758.27
	2017	2018 1-9
	147,559.72	130,168.06
	1,860.98	20,060.21
	5,104.70	170,50.00

1

2

3

4

37,298

5

2005 2 3

6

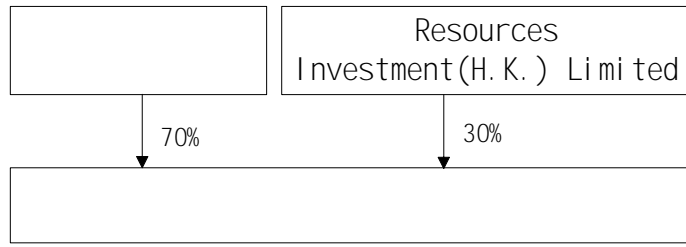
2053 10 11

2040 3 9

2019 9 9

7

8

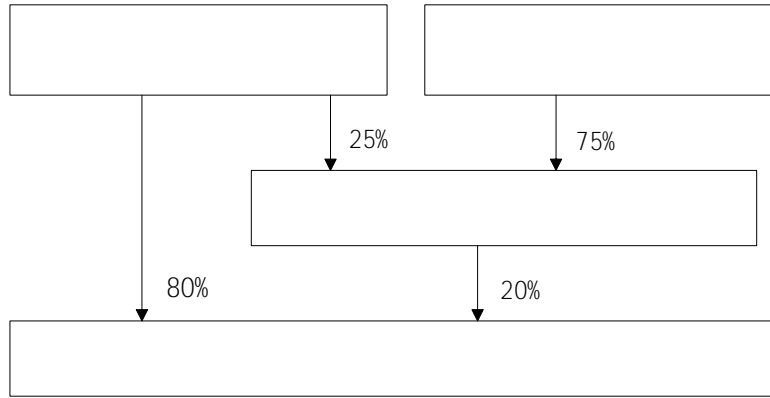


9

10

	2017 12 31	2018 9 30
	195,774.19	194,622.78
	92,280.61	89,513.52

8



9

10

	2017 12 31	2018 9 30
	91,924.47	124,601.87
	101,003.16	101,228.71
	-9,078.69	23,373.16
	2017	2018 1-9
	61,926.96	106,428.56
	-4,820.05	15,577.36
	-4,820.05	15,577.36

1

2

3

4

90,000

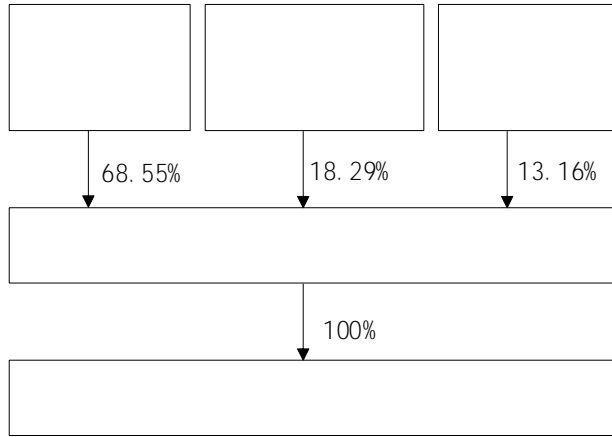
5

2000 12 04

6

7

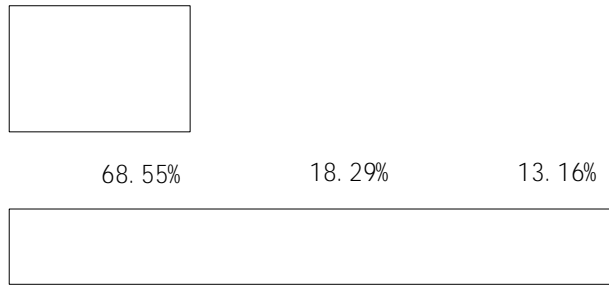
8



6

7

8



9

10

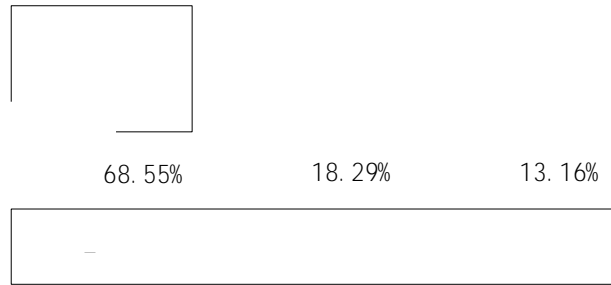
	2017 12 31	2018 9 30
	46,187.71	64,307.60
	34,375.22	53,903.89

5 2003 4 30

6

7

8



9

10

	2017 12 31	2018 9 30
	53,456.62	69,467.50
	20,065.35	35,324.82
	33,391.27	34,142.68
	2017	2018 1-9
	44084.04	33,975.36
	11,516.08	11,211.28
	8,643.73	8,373.31

1

2

3

4 12,000

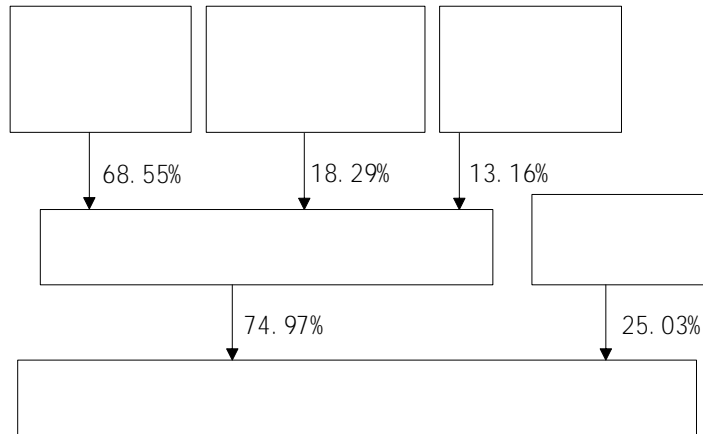
5

2005 7 14

6

7

8



9

10

	2017 12 31	2018 9 30
	128,706.23	107,101.68
	92,065.95	66,721.20
	36,640.28	40,380.48
	2017	2018 1-9
	57,834.55	45,136.73
	15,399.31	19,457.35
	11,553.57	14,650.05

1

2

3

248,800

1

2

3

80

3

450 /

50

4

303,749.00

34.49%

0

1

2

3